

Bryan County Family Connection Community Assessment

I. Overall Community Profile

Community Portrait

Bryan County was the 16th county formed in Georgia, from parts of Chatham County. It was named for Jonathan Bryan, a member of the King's Council who accompanied Oglethorpe and was an early critic of oppressive English rule. The county seat of Bryan County is Pembroke, which was named after Judge Pembroke Williams, a prominent citizen of the late 19th century.

Fort Argyle, established by General Oglethorpe on the Ogeechee River, was to protect Savannah from Florida's Spaniards. It is now on the National Register of Historic Places. Also listed on the Register is Fort McAllister, a Civil War fort with the best preserved earthwork fabrications of the Confederate period.

There are many points of interest in Bryan County. Fort Stewart, a large U.S. Army training facility, completely divides the northern and southern portions of the county. The northern portion of the county is served by an east-west rail line and Interstate 16 which links Atlanta, Macon and Savannah. The southern portion is crossed by Interstate 95, which follows the coast from New York to Florida. The Civil War movie *Glory*, starring award winning actor, Denzel Washington, was filmed in Bryan County.

Henry Ford bought a home in Bryan County, Richmond Hill Plantation, in the 1920s. He provided health care and educational opportunities for many county residents. Also of interest to tourists are the Ford Kindergarten Building (1937), St. Anne's Church (1925), and the Henry Ford Community House.

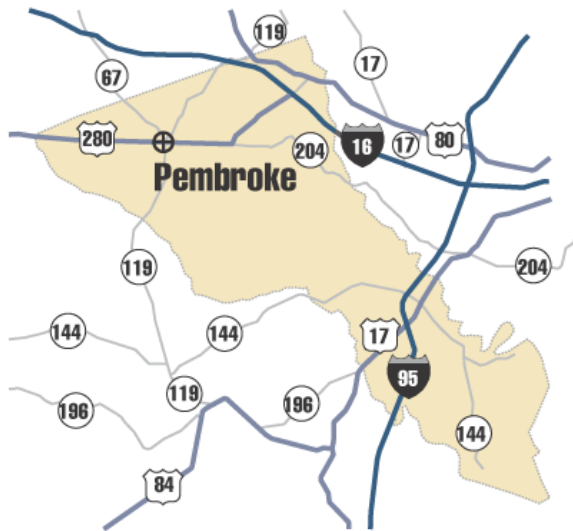


Figure 1: GA DCA, 2007

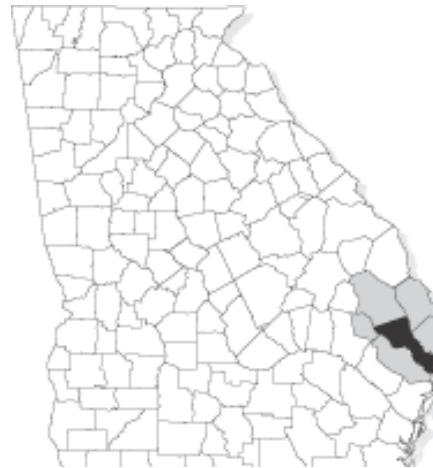


Figure 2: GA DCA, 2007

Population Characteristics

Ethnicity and Age

According to the U.S. Census Bureau, the total estimated population of Bryan County in 2006 was 29,648. Of this estimated population, Bryan County has 82% Caucasian residents, 14.5% African American residents, 2.4% Hispanic residents, and 1.61% were classified as 'Other'. (GA County Guide, 2007; GA DCA, 2007; US Census, 2000)

Bryan County (Ethnicity)	
POPULATION (2006 EST.)	29,648
Caucasian	82.0%
African American	14.5%
Hispanic	2.4%
Other	1.61 %

Table 1: U.S. Census, 2007

It is estimated that in 2006 in Bryan County, 31.1% of the county's residents were age 18 or younger, while 7.3% were age 65 or older. In 2006, the largest percentage of the Bryan County population was between the ages of 35 and 44.

50.4% of the county's population is female and 49.6% is male. The median age of Bryan County residents in 2006 was 32.8 years old. (GA. Department of Community Affairs, 2007, GA Dept of Labor, 2005 Area Labor Profile; US Census, 2007)

Age Ranges

Age Ranges	Percent of Population
Under 5 years	7.27%
5 to 9 years	7.28%
10 to 14 years	7.88%
15 to 19 years	7.64%
20 to 24 years	7.46%
25 to 34 years	15.55%
35 to 44 years	15.23%
45 to 54 years	15.18%
55 to 59 years	5.69%
60 to 64 years	3.66%
65 to 74 years	4.14%
75 to 84 years	2.25%
85 years and over	0.78%

Table 2: U.S. Census, 2007

Population Characteristics Continued

According to the US Census, the estimated population of Bryan County in 2006 was 29,648. This is a 26.6% increase in population in relation to the 2000 Census, where the total population was 23,417. This gives Bryan County a population ranking of 55 out of 159 counties. (GA. Department of Community Affairs, 2007, GA Dept of Labor, 2005 Area Labor Profile; US Census, 2007)

Population Changes 1980 – 2006

Community	Population				Growth (%)		
	1980	1990	2000	2006	1980-1990	1990-2000	2000-2006
Pembroke	1,400	1,503	2,379	2,499	7.4 %	58.3 %	5.0%
Richmond Hill	1,177	2,934	6,959	9,806	149.3 %	137.2 %	40.9%
Bryan	10,175	15,438	23,417	29,648	51.7 %	51.7 %	26.6%

Table 3: GA DCA, 2007; US Census, 2007

Household Characteristics

The 2000 Census reports 8.1% of Bryan County's households were headed by females with children under 18 years of age, compared with 9.0% statewide. Total households with children under 18 represented 45.0% of all households in the county, compared to 35.0% statewide. The total number of households grew 31.4% from 2000 to 2006, with an estimate of 11,403 housing units in 2006. 77.9% of residents in Bryan County own their home. (U. S. Census, 2000; GA County Guide, 2007)

Housing

Total Housing Units	Occupied Units	Owner Occupied Units	Renter Occupied Units
11,403	8,089	6,301	1,788
2006 Estimate	93.2%	77.9%	22.1%

Table 4: GA County Guide, 2008

In 2006, Bryan County had a 3.5% unemployment rate compared to the State's rate of 4.5%. Between 2000 and 2004, Bryan County's annual unemployment rate averaged 3.0%, compared with the state's average of 4.4%. Nationally, the unemployment rate for the same period averaged 5.5%. (GA DCA, 2007)

Economic Characteristics

Expenditures

Historically, the top three expenditure categories for counties are public safety, administration, and health and human services. In 2004, Bryan County spent \$3.2 million or 22.3% of total county spending on public safety which includes law enforcement, fire services and jails. Expenditures for administration totaled \$1.9 million, amounting to 13.4% of total expenditures. The county expended \$2.3 million or 15.7% of total expenditures on health and human services. (DCA Community Indicators, 2008)

Personal Income

In 2004 it was estimated that 9.9% of all residents in Bryan County live in poverty, compared with the state average of 13.7%. (GA Dept. of Community Affairs, 2008) In 2006, 5.6% of residents received Food Stamps, 1.6% of the population received Supplemental Security Income (SSI), and 0.3% of residents received TANF (Temporary Assistance for Needy Families). Of the 2004 TANF recipients, 51.4% were employed when they exited the program, and 8.9% earned wages above the federal poverty threshold in the first year after leaving the program. 24.3% have earnings in all four quarters of the first year after leaving the program. (GA County Guide, 2007)

Bryan County’s estimated median household income in 2004 was \$54,365. This amount was greater than the state’s median household income of \$42,679 in that same year. Nationally, the median household income in 2002 was \$42,409. During 2004, it was estimated that 9.9% of the county’s population lived below the poverty level, compared with Georgia’s rate of 13.7% and the national rate of 13.3%. In addition, 14.7% of the children under the age of 18 lived below the poverty level in Bryan County. The rate in Georgia was 19.4%, and nationally 22.1% of the population under the age of 18 years lived below the level of poverty. The per capita income in Bryan County in 2005 was \$29,363. This was less than the Per Capita income state-wide which was \$30,914 in 2005. (GA County Guide, 2008; US Census, 2000).

Household Income	
Median Household Income (2004)	\$54,365

Table 5: U.S. Census, 2000

PER CAPITA INCOME					
2000	2001	2002	2003	2004	2005
\$24,078	\$25,732	\$25,885	\$26,232	\$27,566	\$29,363

Table 6: GA County Guide, 2007

Employment

According to the Georgia Department of Community Affairs, in the year 2004, the average weekly wage for employment sectors in the county was \$501, compared to the statewide average of \$728. In 2004, the total number of employees located in Bryan County was 4,617. Of the total employees, 19.5% were employed in the goods producing sector, followed by 51.1% in the service producing sector and 28.8% employed in government. Statewide, the service producing industry is the largest employment sector, contributing 65.4% of the state's jobs. (GA County Guide, 2007; U.S. Bureau of the Census, 2007; GA DCA, 2007)

Between 2000 and 2004, Bryan County's annual unemployment rate averaged 3.0%, compared with the state's average of 4.4%. Nationally, the unemployment rate for the same period averaged 5.5%. (GA DCA, 2007)

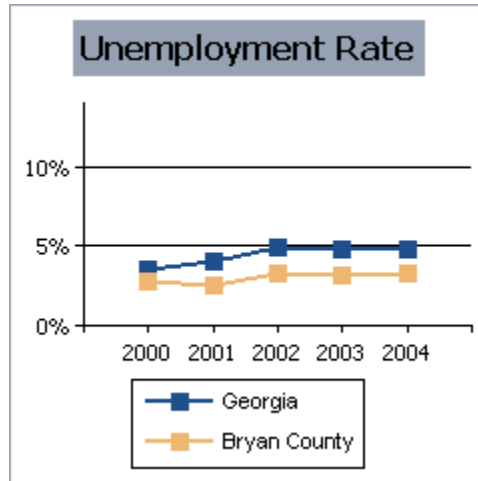


Figure 3: GA Department of Community Affairs, 2007

Unemployment Trends						
2000	2001	2002	2003	2004	2005	2006
3.1%	3.1%	3.5%	3.6%	3.5%	3.8%	3.5

Table 7: GA County Guide, 2008

Labor Force Distribution (%)					
African American			Caucasian		
Male	Female	Total	Male	Female	Total
5.9%	6.3%	12.2%	44.0%	39.6%	83.6%

Table 8: GA County Guide, 2008

II. Profile of Local Concerns

Healthy Children

According to the US Census, it is estimated that in 2005 that 31.1% of the residents in Bryan County were under the age of 18. In 2005, 67.1% of infants born to mothers who live in Bryan County were born healthy. This is defined as a child whose mother received pre-natal care, whose mother did not drink or smoke during pregnancy, and who weighed more than 5.5lbs. at birth. (Family Connection Website, 2007)

Juvenile Deaths

In 2005, there were zero occurrences of infant mortality in Bryan County. There were zero deaths of a child between the ages of 1-14, and four deaths of children between the ages of 15-19. (GA Kids Count Fact Sheet, 2007)

Incidents of Juvenile Deaths in 2005

	Bryan County	Georgia
Infant Mortality (Number of Occurrences)	0	1,124
Child Deaths, ages 1-14 (Number of Occurrences)	0	383
Teen Violent Deaths, ages 15-19 (Number of Occurrences)	4	323

Table 9: GA Kids Count Fact Sheet, 2007

Teen Pregnancy

The teen pregnancy rates (girls ages 15-17) for Bryan County have decreased from the last two years. During 2004, there were eight reported pregnancies in Bryan County among 15-17 year olds, for a rate of 10.7 per 1000. There were ten teen pregnancies for mothers that gave birth to another child in 2004. There were 38 teen births of Bryan residents between the ages of 15-19 in 2005, for a rate of 33.0 per 1000. (Georgia Family Connection Website/Kids Count Fact Sheet 2007)

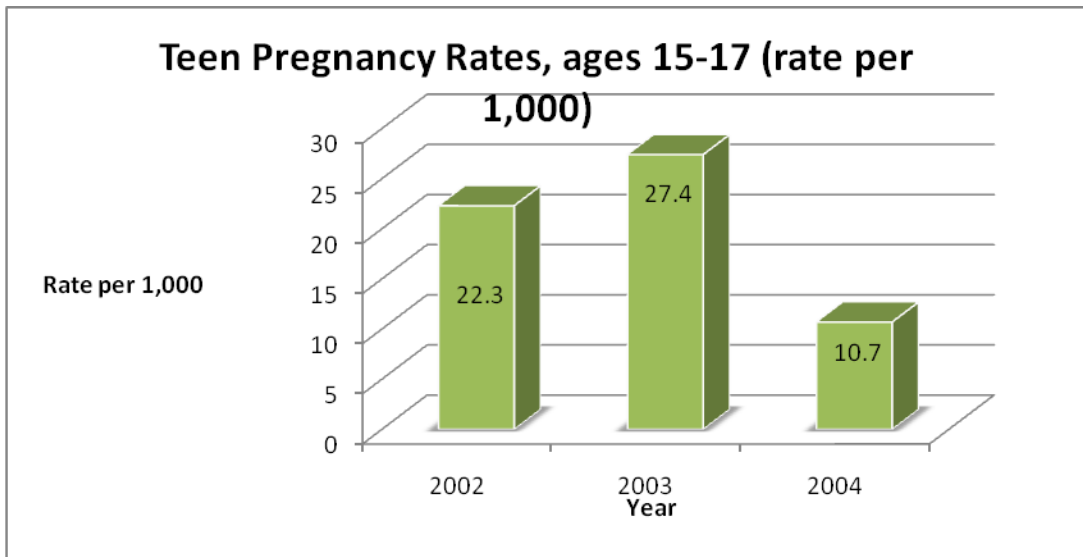


Figure 4: GA Kids Count Fact Sheet, 2007

There were ten repeat pregnancies of teenagers 15 - 19 who gave birth to another child in 2005. This rate has increased over the last few years. (Kids Count Fact Sheet, 2007)

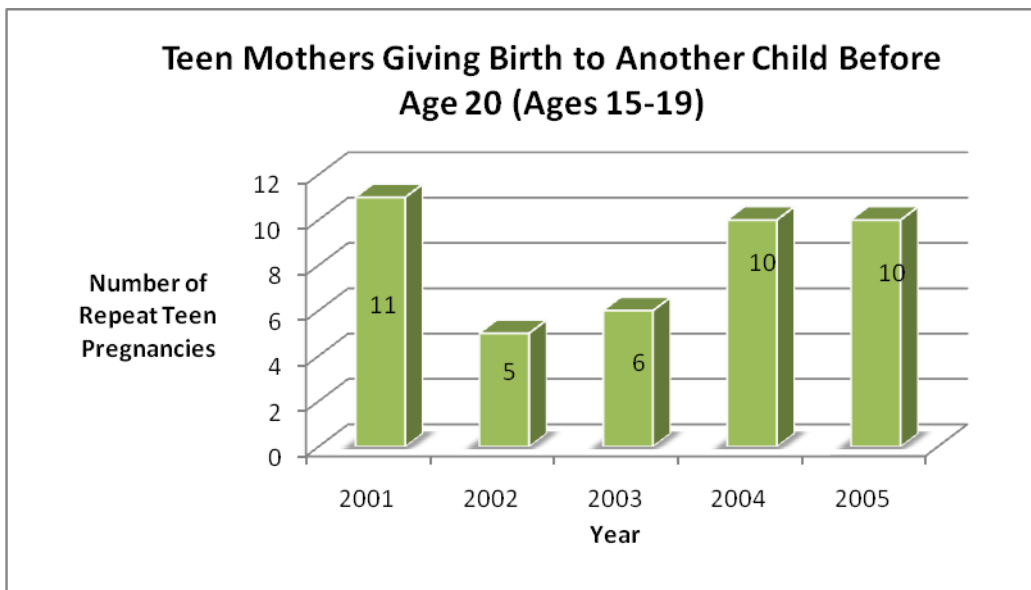


Figure 5: GA Kids Count Fact Sheet, 2007

Children Ready To Start School

According to Kids Count, in 2005 12.9% of children born in Bryan County were born to mothers with less than 12 years of education. There were 72 eligible 3-year old children enrolled in Head Start. There were 96 eligible children enrolled in the Georgia Pre-K program, and 34.3% of these children were from low income families. (GA Kids Count, 2007)

Children Succeeding in School

There are nine public schools in Bryan County. These schools include three elementary schools, two primary schools, two middle schools and two high schools. There are multiple colleges or universities with over 2000 students near Pembroke, including Georgia Southern University (about 23 miles away), Armstrong Atlantic State University (about 31 miles away), and Savannah College of Art and Design (about 40 miles away).

There were 6,239 total students enrolled in Bryan County Schools during the 2006-2007 academic school year. Over half of the students were Caucasian, totaling 75%. African American students made up 16% of the population, with Hispanic students making up three percent of the population, Multi-Racial students making up four percent of the population, and Asian students making up two percent of the population. (GA Department of Education, 2006-2007)

GA Public Education Report Card 2006-2007						
Enrollment by Race/Ethnicity						
K-12	African American	Caucasian	Hispanic	Multi-Racial	Asian	Total
	16%	75%	3%	4%	2%	6,239

Table 10: GA DOE, 2006-2007

In 2005, 30.6% of public school students were eligible for free or reduced lunch in Bryan County. 423 or 6.8% of students in K-12 and 43 Pre-K students were enrolled in Special Education. 218 or 7.5% were in the Early Intervention Program (grades K-5). One percent of the students were enrolled in Remedial Education. 62 or 1% of students (grades K-12) were enrolled in Alternative Programs. (GA Dept. of Education, 2006-2007)

According to the Georgia Department of Education Report Card, 281 students were retained in grades K through 12 in 2007 while zero students were retained in Pre K. The chart below details the demographics of the students that were retained.

K to 12								
Total	African American	Caucasian	Hispanic	Asian	American Indian	Multi-Racial	Male	Female
281	77	189	5	3	0	7	187	94
	27.4%	67.3%	1.8%	1.1%	0.0%	2.5%	66.5%	33.5%

Table 11: GA DOE, 2006-2007

CRCT Scores

In 2007, 92% of the eighth grade students Met or Exceeded state standards on promotional tests in reading. This rate has increased since 2003.

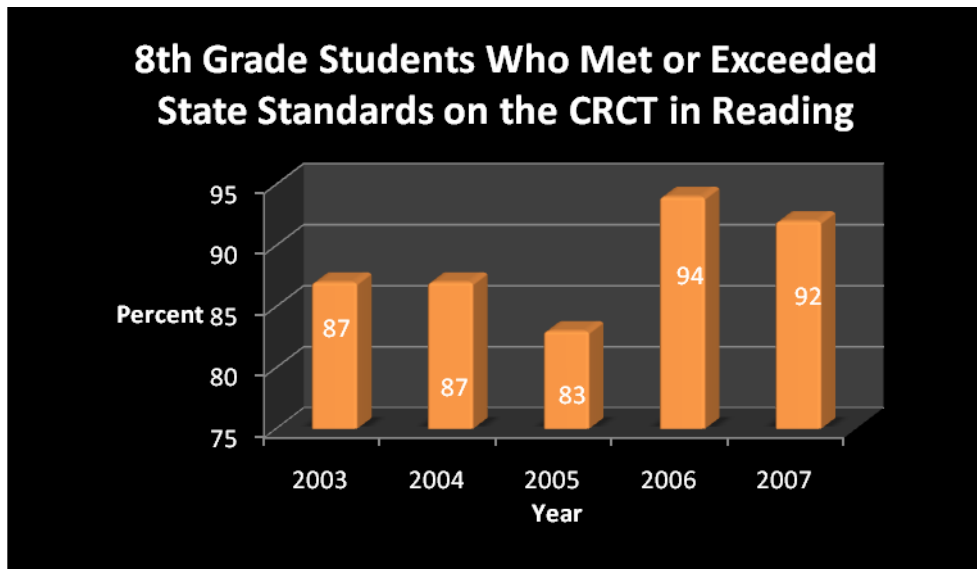


Figure 6: GA Kids Count Fact Sheet, 2007, GA BOE 2007

In 2007, 89% of eighth grade students Met or Exceeded state standards on promotional tests in math. This rate has been steadily increasing since 2003.

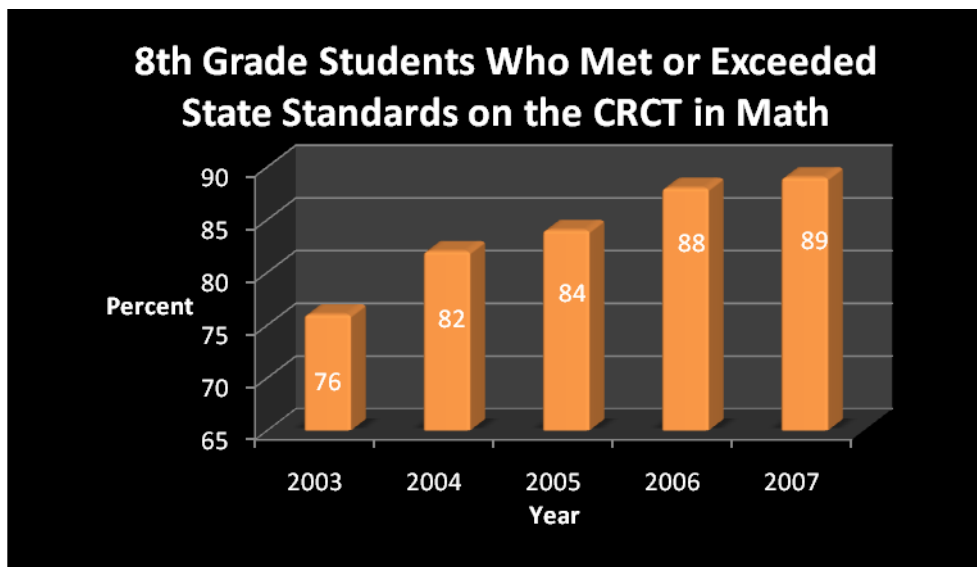


Figure 7: GA Kids Count Fact Sheet, 2007, GA BOE 2007

Graduation Rates

Between 2001 and 2005, Bryan County school system reported an average high school dropout rate of 4.2% for students in grades 9 to 12. Statewide, this rate is 5.6% for the same period of time.

2.4% of the students in grades 7 - 12 dropped out of school during the 2006-2007 school year. This rate was lower than the rate in the 2005-2006 school year, in which 2.7% of the students in grades 7-12 dropped out of school. In grades 9-12, 3.3% of the students dropped out of school during the 2006-2007 academic school year. This rate also decreased over the last three academic school years, with 3.7% of students dropping out in 2005-2006, and 3.8% dropping out in during the 2004-2005 school year. (GA DOE, 2007; GA DCA, 2007).

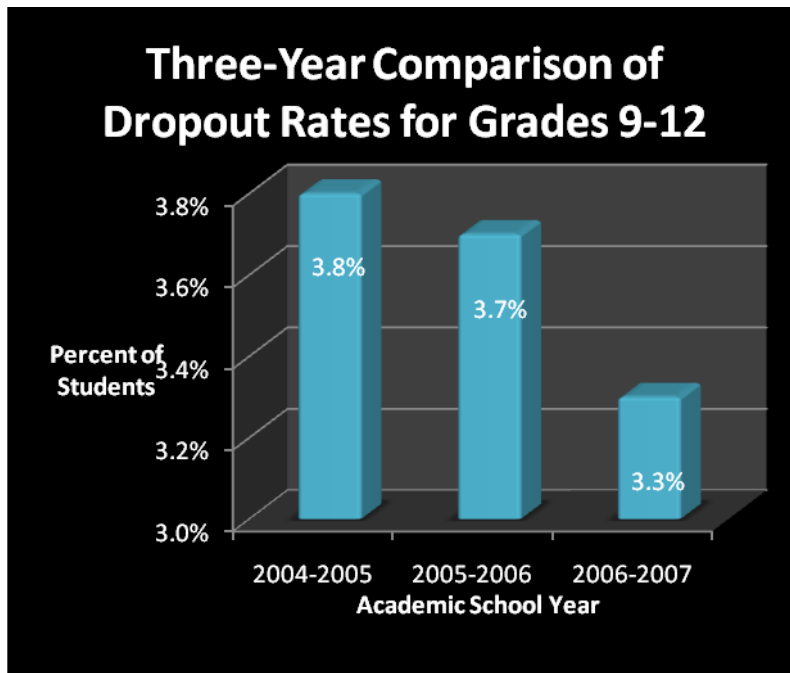


Figure 8: GA Kids Count Fact Sheet, 2007

Bryan County spent an average of \$5,447 per student for public education each year between 2001 and 2005, while the statewide average was \$6,603. Based on the 2004 graduating class for that county school system, 55.9% of the students were eligible for the HOPE Scholarship Program. The scholarship is available to eligible students to attend a post-secondary school in Georgia. Statewide, 62.0% of the graduating students were eligible for the HOPE scholarship. (GA DCA, 2007).

Absentee Rates

Absentee Rates have increased over the last three years. During the 2006-2007 academic school year, 8.8% of Bryan County public school students were absent 15 or more days during the school year. This rate during the 2005-2006 academic school year was lower with 8.7% of students being absent more than 15 days from school.

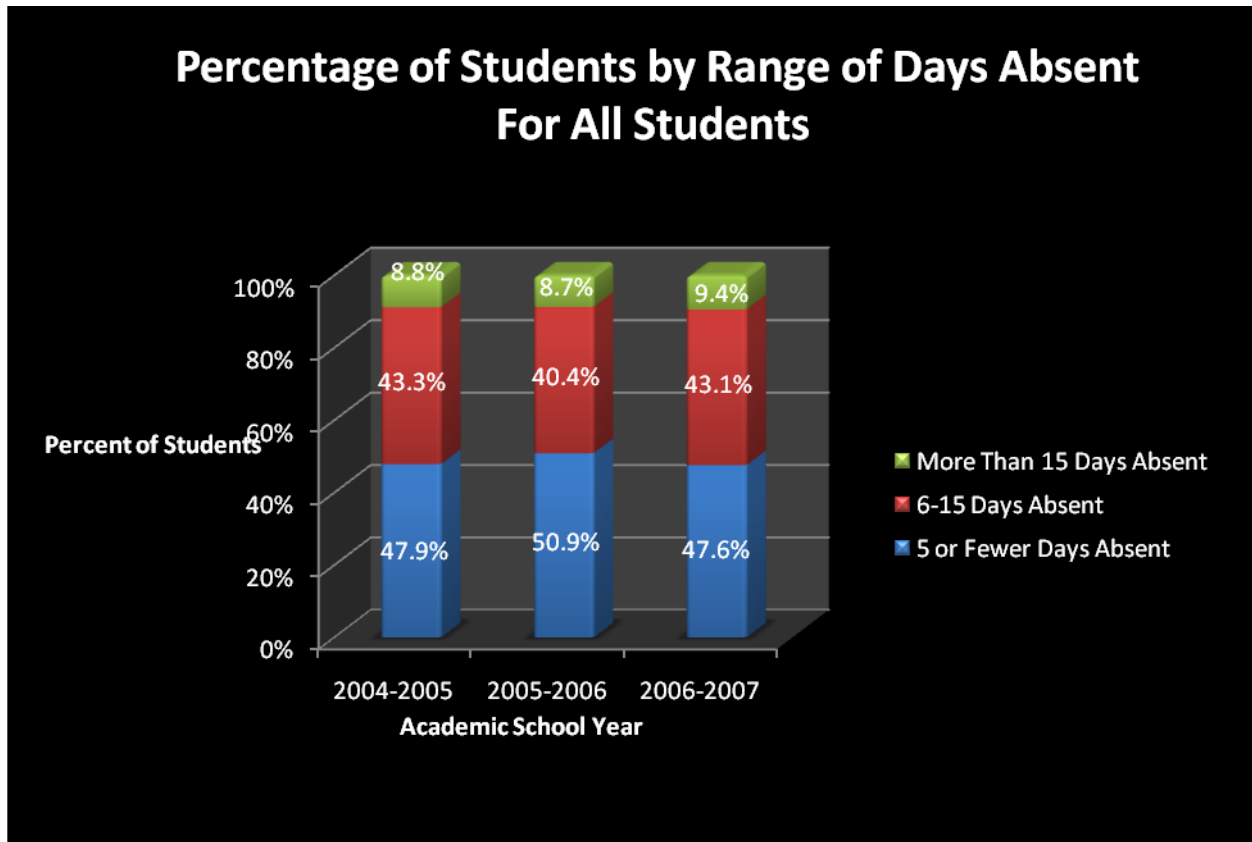


Figure 9: GA Kids Count Fact Sheet, 2007

Georgia High School Graduation Tests

The following table shows the 2006-2007 Georgia High School Graduation Tests (GHSGT) Percentage of 11th-Grade 1st-Time Test Takers at each performance level:

Test Section	% Fail	% Pass	% Pass Plus
English/Language Arts	6%	21%	72%
Mathematics	8%	34%	59%
Social Studies	13%	40%	47%
Science	25%	55%	20%

Table 12: GA DOE, 2007

Stable Self-Sufficient Families

In 2005, 77.1% of first births were to mothers age 20 or older with 12 years of education. In the same year, Bryan County had 119 confirmed cases of child abuse and/or neglect for a rate of 15.2 per 1,000. Physical abuse is any injury to a child, other than an injury sustained accidentally, caused by willful cruelty and applied trauma. Sexual abuse is the sexual exploitation of a child by an older person. There were 19 confirmed cases of child abuse for a rate of 2.4 per 1,000. Neglect includes physical neglect (lack of proper amounts of food, clothing, medical care, guidance, supervision, or general care) and emotional neglect (the parents demonstrate little or no emotional bond or a developmentally inappropriate bond with their child). There were 100 confirmed cases of child neglect for a rate of 12.8 per 1,000. (Kids Count Fact Sheet, 2007)

Strong Communities

In 2004, 81.2% of the adult population in the county was registered to vote. 62.1% of the voting-age adult population for Bryan County voted in the 2004 general election. Statewide, 70.6% of eligible Georgians were registered to vote, while 55.1% of those eligible voted in the general election that year. For the population that is 25 years and over in Bryan County, 79% have completed high school or higher, 13.2% have completed a bachelor's degree or higher, and 6.1% have completed a graduate or professional degree.